









## Peer Reviews - Communicating Ideas

 <p>My paper.</p>	<p><b>1.</b> The author will slowly and clearly read aloud what he or she has written.</p>
	<p><b>2.</b> The reviewers will listen carefully to the author and will not interrupt.</p>
	<p><b>3.</b> The reviewers will share their constructive thoughts about the paper. They will not criticize the paper. This is a time for talking about ideas.</p>
	<p><b>4.</b> One student from the group will record the feedback the author receives about the paper on a peer review form.</p>
	<p><b>5.</b> The author will use the feedback from the reviewers to help in revising his or her paper to make it stronger.</p>

## Cooperative Learning Group Checklist

✓ Check the boxes that best describe your group's work.

<p style="text-align: center;"><b>When we worked in our group we understood and practiced these goals.</b></p>	<p style="text-align: center;"><b>Yes we did.</b></p> 	<p style="text-align: center;"><b>Sometimes we did.</b></p> 	<p style="text-align: center;"><b>No we didn't.</b></p> 
<p>We worked together as a team to complete the assignment. <b>Everyone participated!</b></p>			
<p>Each group member <b>encouraged</b> the others to <b>share their thoughts and ideas</b>.</p>			
<p>Every member's thoughts and ideas were <b>appreciated and respected</b>.</p>			
<p>Every member helped the group by carefully <b>listening</b> to others when they spoke.</p>			
<p>The group tried to speak in English as much as possible. <b>No one left others out</b> by speaking languages they did not understand.</p>			
<p>The members <b>asked for help</b> when there was something that someone did not understand.</p>			